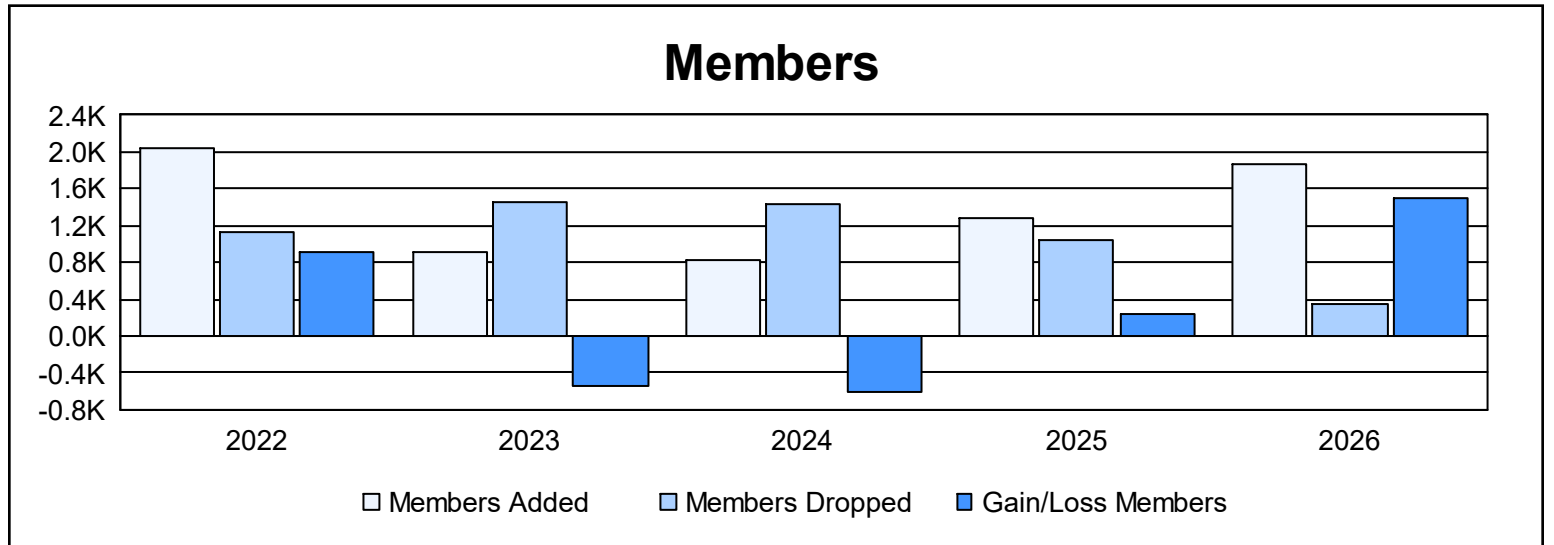
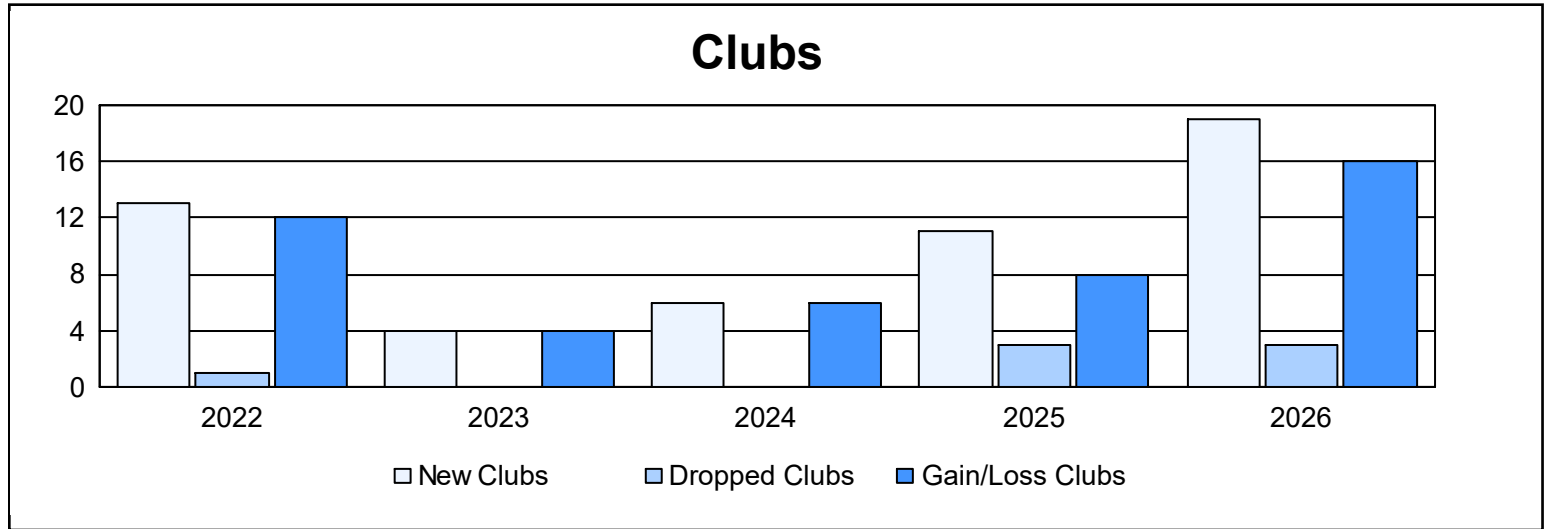
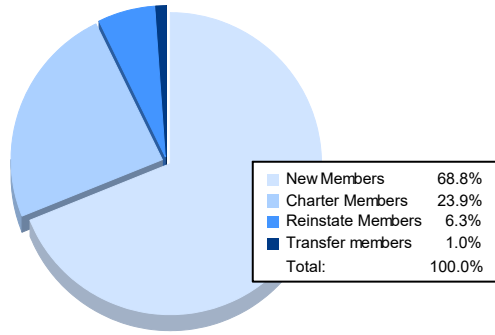


Year	New Clubs	Dropped Clubs	Gain/ Loss Clubs	New Members	Charter Members	Reinstate Members	Transfer Members	Total Member Added	Total Members Dropped	Gain/ Loss Members
2021-2022	13	1	12	1,477	431	98	29	2,035	1,121	914
2022-2023	4	0	4	667	124	83	40	914	1,461	-547
2023-2024	6	0	6	509	167	132	17	825	1,438	-613
2024-2025	11	3	8	849	231	169	34	1,283	1,038	245
2025-2026	19	3	16	1,280	445	117	19	1,861	354	1,507
Average	11	1	9	956	280	120	28	1,384	1,082	301



Membership Composition March 2026 Cumulative



Gender Composition March 2026 Cumulative

